



ACTIVE LIVES SURVEY

ACADEMIC YEAR 2020/21 REPORT
DECEMBER 2021 DATA RELEASE

(December 9th 2021)

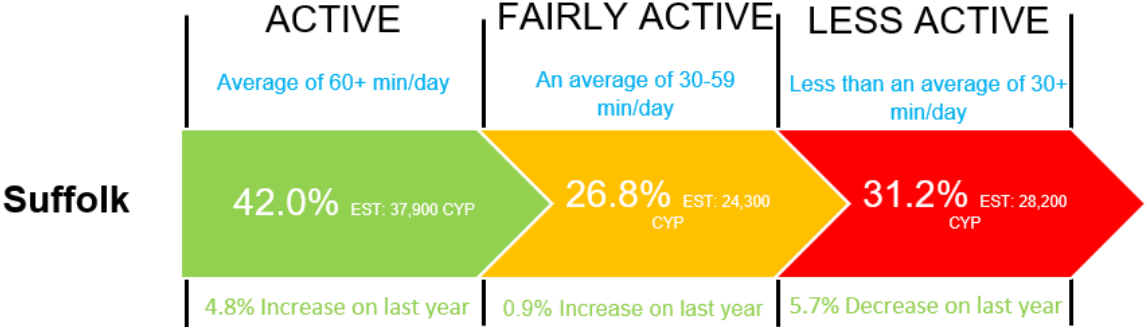
Contents

1. Suffolk County Headline Data
2. Suffolk AP East Region Comparison
3. Babergh District
4. Mid Suffolk District
5. West Suffolk Council
6. East Suffolk Council
7. Ipswich Borough
8. Sources and Notes

ACTIVE LIVES SURVEY

Suffolk County

Survey Sample Size: 1,080



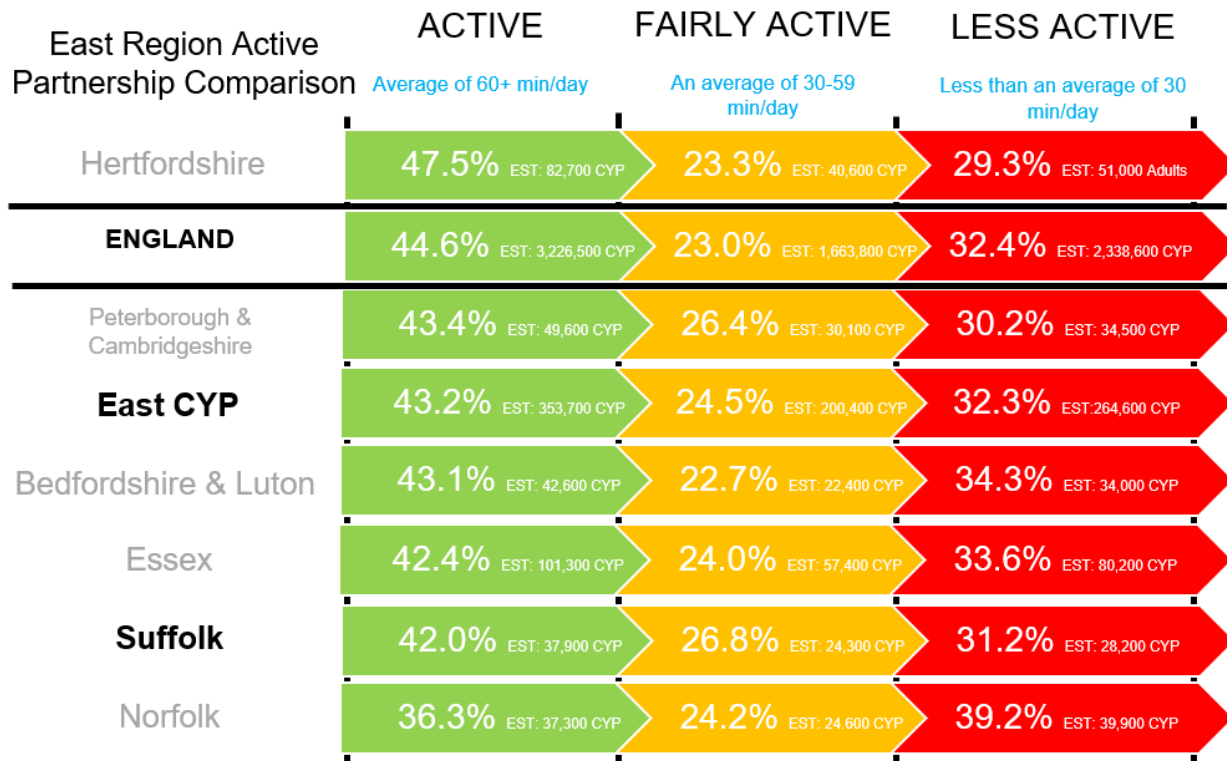
[Back to Contents](#)

Source: Active Lives Children and Young People Survey Academic Year 2020/21, release date December 2021

ACTIVE LIVES SURVEY

Suffolk Active Partnership

[Back to Contents](#)



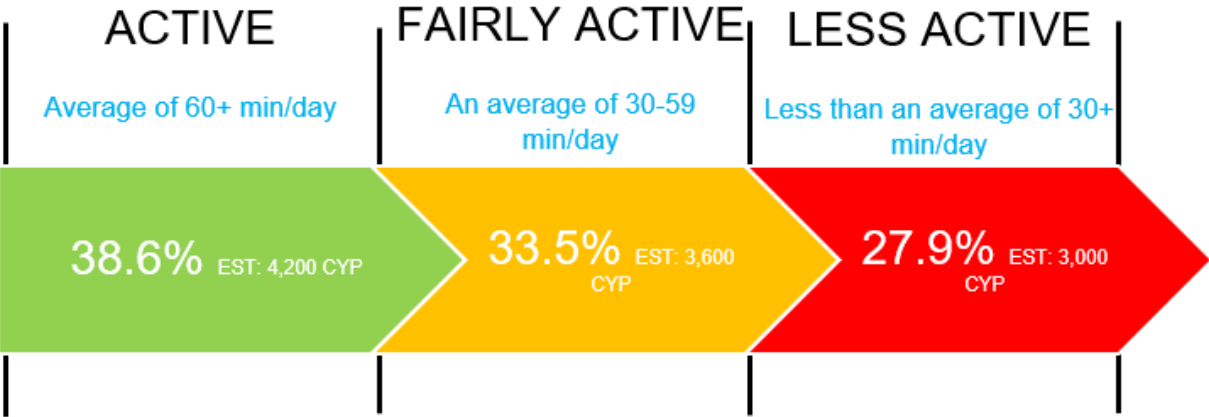
Source: Active Lives Children and Young People Survey Academic Year 2020/21, release date December 2021

ACTIVE LIVES SURVEY

Babergh District

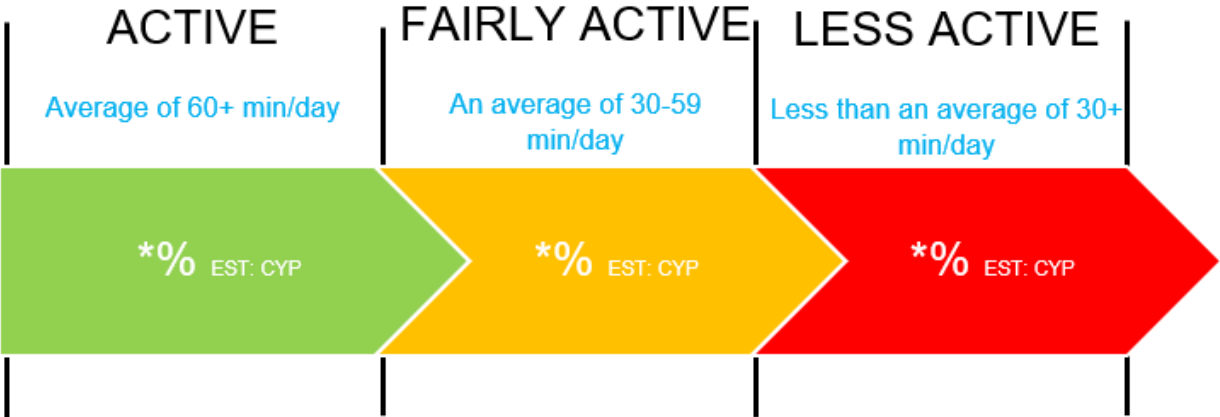
[Back to Contents](#)

Survey Sample Size: 169



Mid Suffolk District

Survey Sample Size: N/A



Insufficient responses for data to be reported at local authority level.

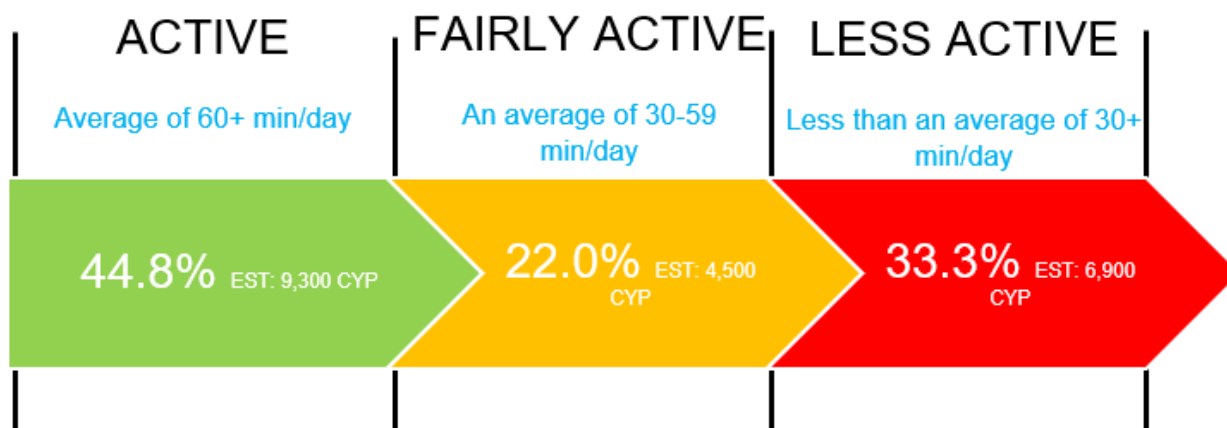
Source: Active Lives Children and Young People Survey Academic Year 2020/21, release date December 2021

ACTIVE LIVES SURVEY

West Suffolk Council

[Back to Contents](#)

Survey Sample Size: 463



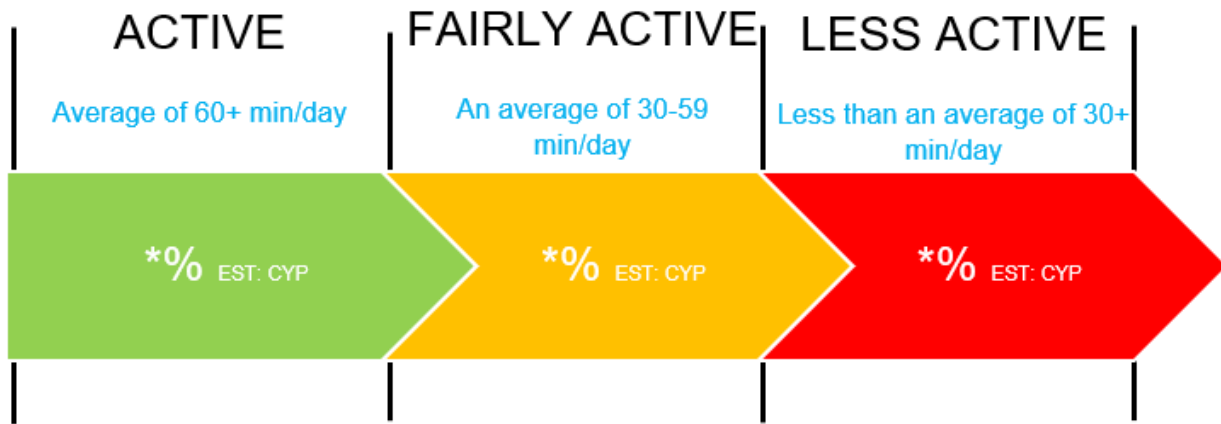
Source: Active Lives Children and Young People Survey Academic Year 2020/21, release date December 2021

ACTIVE LIVES SURVEY

East Suffolk Council

[Back to Contents](#)

Survey Sample Size: N/A



Insufficient responses for data to be reported at local authority level.

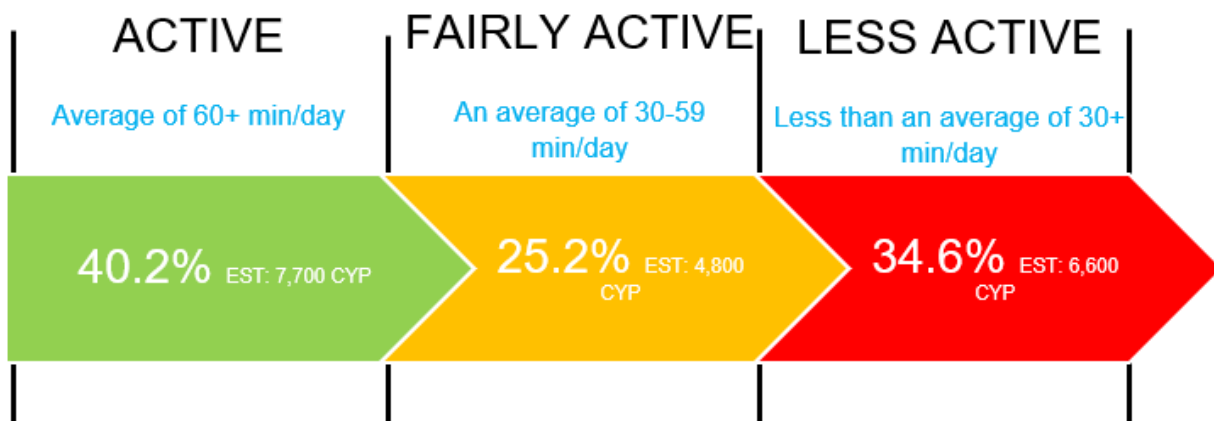
Source: Active Lives Children and Young People Survey Academic Year 2020/21, release date December 2021

ACTIVE LIVES SURVEY

Ipswich Borough

[Back to Contents](#)

Survey Sample Size: 252



Source: Active Lives Children and Young People Survey Academic Year 2020/21, release date December 2021

Sources and Notes

Document Sources:

[Active Lives Survey Children and Young People Survey Academic Year 2020/21 Report](#)

[Active Lives Survey Children and Young People Survey Academic Year 2020/21 Data Tables](#)

Notes:

Population totals are estimated values and have been calculated using ONS mid-2019 estimates. Confidence intervals also apply to these. More details can be found in the CYP ALS 2020/2021 Y3 Technical notes.

Activity minutes per week are determined by Moderate Activity and Vigorous Activity.

Moderate Activity is defined as activity where you raise your heart rate and feel a little out of breath.

Vigorous Activity is defined as activity where you are breathing hard and fast and your heart rate has increased significantly.